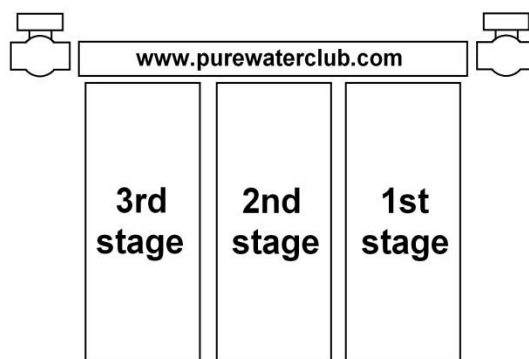
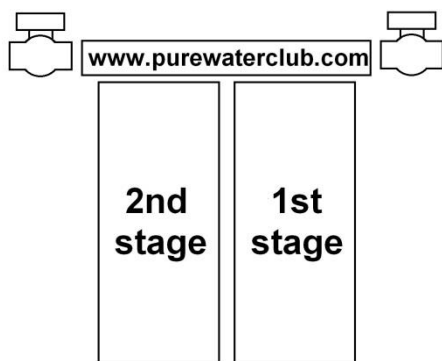
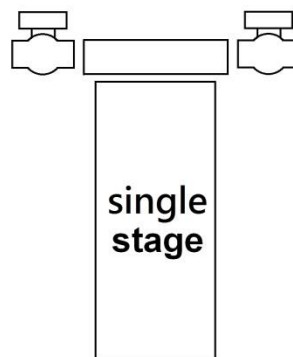


Whole House Water Filtration System

Package include

- 1- water filtration system
- 1- housing wrench
- 2- ball valve
- 2- male-male connector



- Change replacement filters per 1-3 month
- If filter looks dirty, change it more frequently

Assemble:

- ✓ The metal bracket comes with dual-sided feature, it can be flipped during installation to resolve the issue of pipe's in/output direction.
- ✓ Each housing comes with a direction mark (in or out) please check the direction before you install this system.
- ✓ Follow the image above to assemble the system. Apply some Vaseline to the O ring to prevent leakage. Make sure the O ring is located in proper position (in the housing groove) and is not deformed (has to be a perfect O shape).
- ✓ Use the wrench to tighten the housing.

CAUTION:

- This filter must be protected from freezing, which can cause cracking of the filter and water leakage.
- For cold water use only.
- If prolonged periods of non-use, such as during a vacation, turn off the water source.
- It is recommended that the system be flushed thoroughly. Let water run for 10 minutes before using.
- Do not install where system will be exposed to direct sunlight. If the system has to be installed outdoors, it is recommended that you change the clear housing into a non-transparent color to avoid fungus growth.
- This water filtration system will withstand up to 85 psi water pressure. If your house water supply pressure is higher than 85 psi, install a pressure reducing valve before the system is installed.
- Simple plumbing knowledge and ability is required to install the system (or you may hire a plumber).

Recommended Installation

We strongly recommend branching out the main water supply so there are two paths from the water source to your home.

- A) From water source to your home, with a ball valve.
- B) From water source to water filtration system, to your home, using 2 ball valves.

Advantages:

- **No rush.** Installation might take a while sometimes. You can take your time with installing path B.
- **No hassle.** If the system breaks or leaks, you can switch water usage to path A right away.
- **Constant water supply.** If you are making changes to the water filtration system, you can always use water from path A.

